


PRATAP PUBLIC SCHOOL



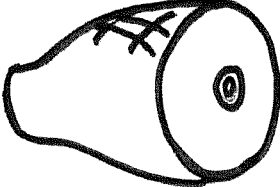




HOLIDAYS HOMEWORK

NAME- _____

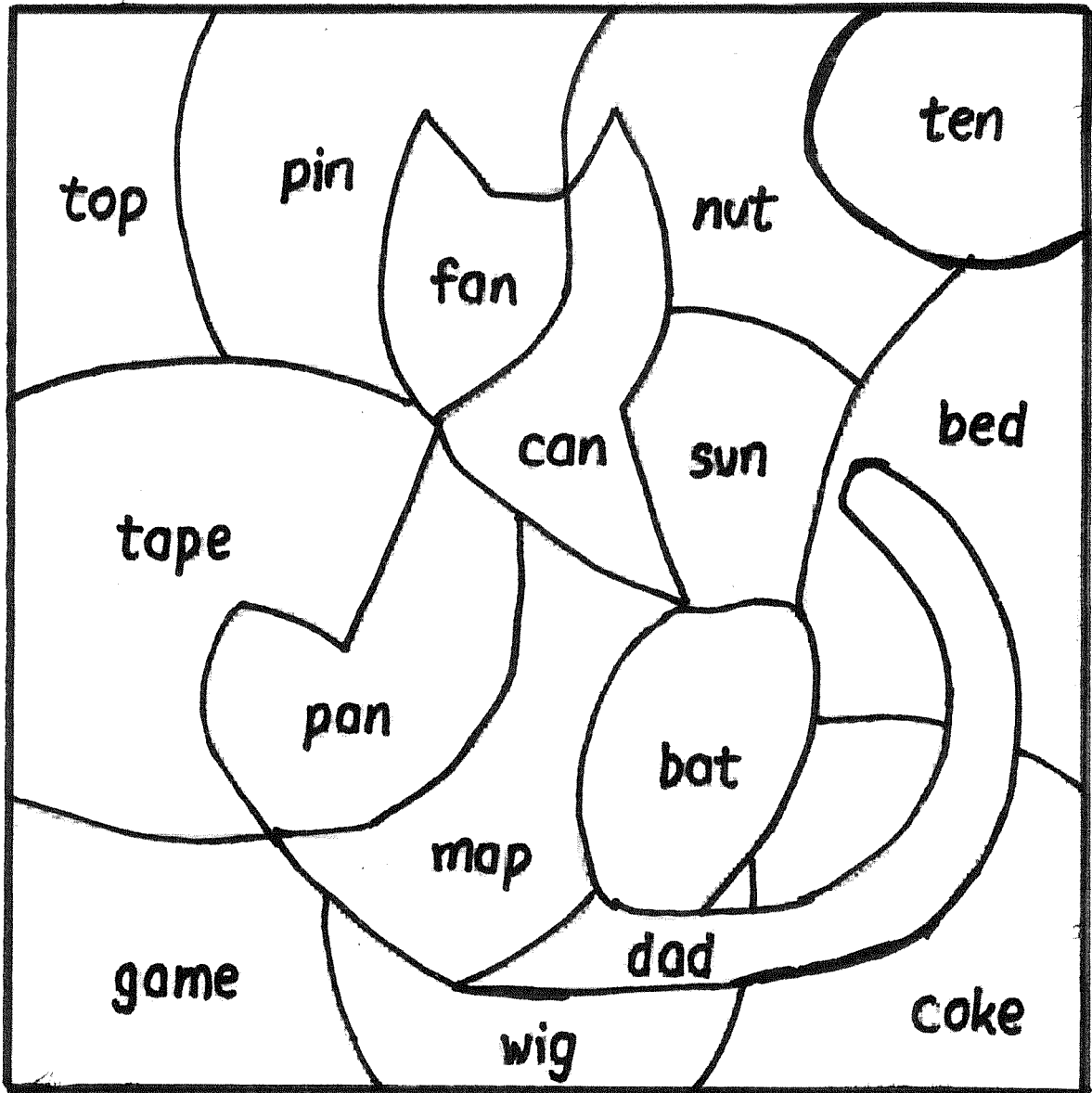
CLASS-UKG _____



Make new words:


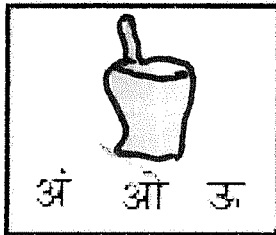
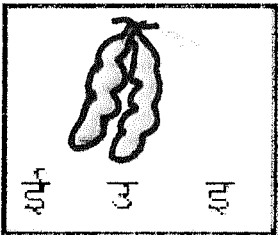
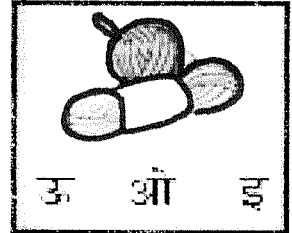




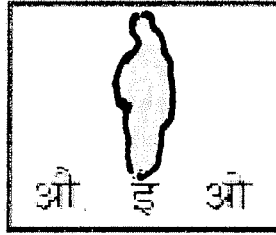

WORD	CHANGE IT TO	WRITE THE WORD
cat		<hr/> <hr/>
man		<hr/> <hr/>
jam		<hr/> <hr/>
nap		<hr/> <hr/>
bat		<hr/> <hr/>
fan		<hr/> <hr/>
bad		<hr/> <hr/>

Colour the words that have 'a' sound in the picture orange.



Write the 'a' sound words you found in the picture:

सही अक्षर पर गोला लगाओ



Count back to blast off:

8				4		2	
---	--	--	--	---	--	---	--



10			7				
----	--	--	---	--	--	--	--



13		11			8		
----	--	----	--	--	---	--	--



15							
----	--	--	--	--	--	--	--



18							
----	--	--	--	--	--	--	--



20							
----	--	--	--	--	--	--	--




Unscramble the words to get the number








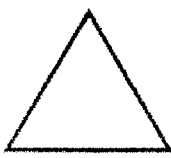

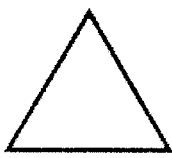


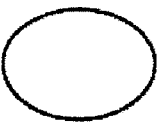
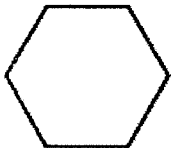
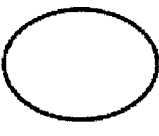









names:

1	eon	
2	wot	
3	eehrt	
4	oruf	
5	iefv	
6	ixs	
7	enesv	
8	gtehi	
9	einn	
10	nte	


Join the alphabets and colour the picture:





Colour the shape that comes next:

Draw a path from the monkey to the island
by counting from 1 to 20:




		8	4	6	5
		9	15	16	7
1	4	5	14	17	18
2	3	6	13	20	19
14	8	7	12		
5	9	10	11		



Shapes


Colour the circles red, triangles blue, squares yellow and rectangles green:



Fun time:




Colour the leaves of the pineapple green.

**Dip your finger in brown paint and colour
the pineapple:**




Father's Day Colouring

HAPPY
FATHER'S
DAY




BEST

DAD






EVER





SWEET MEMORIES OF SUMMER



Dear Parents,

Holidays are fun for both kids and the parents as you get plenty of time to be with your child. And as you spend more time with your child during the holidays kindly keep following points in mind:

1. Encourage the child to converse in English.
2. Encourage the child to use the four magical words: Sorry, Please, Thank you and Excuse Me.
3. Encourage the child to eat more fruits, milk products, sprouts, green vegetables and drink fruit juices. Avoid junk food.
4. Encourage the child to do nature walk. Play outdoor games in the evening. Avoid playing on mobiles and tabs. Avoid watching television.
5. Enhance the child's creative skills by encouraging him to do colouring and small projects on craft.

WRITTEN WORK TO BE DONE DURING HOLIDAYS

ENGLISH	1. ANIMALS NAME	5 TIMES EACH
	2. DICTATION SOUND OF ' a' WORDS	
	3. PRACTICE CURSIVE LETTERS DONE IN CLASS	
हिंदी	1. अ से ण तक लिखें	
	2. अ से ण तक तस्वीरों के नाम लिखें	
	3. अ से ण तक खाली स्थान भरो का अभ्यास करें	
NUMBER	1. NUMBERS NAME 1 TO 10	
WORK	2. COUNTING 1 TO 100	
	3. BACK COUNTING 30 TO 1	

Note- Use separate three in one notebook for holidays homework.

HAPPY HOLIDAYS